



Gratnells

Learning
Rooms

CREATE THE
PERFECT SPACE
FOR LEARNERS
TO FLOURISH

THE WAY CHILDREN LEARN IS INFLUENCING CLASSROOM DESIGN

DIFFERENT PUPILS NEED DIFFERENT SPACES. ONE SIZE NO LONGER FITS ALL


Delivering the curriculum today is about meeting every child's needs.

Each year's cohort is different. And learning never stands still: week-by-week, we know how much things change within the same space.

Let us help your classrooms be just as flexible to make personalised learning thrive.

“YOU CAN'T SUCCESSFULLY
DESIGN EDUCATION SPACES
UNTIL YOU FULLY UNDERSTAND
THE LEARNING AND TEACHING
PRACTICES THEY NEED TO SUPPORT.”

Terry White, *Planning Learning Spaces*.



DESIGN MAKES A PROFOUND DIFFERENCE TO LEARNING

In-depth research studies and close collaboration with schools have driven our vision for educationally effective classroom design.

Professor Peter Barrett, co-author of the renowned *Clever Classrooms* report, developed groundbreaking research into the impact of physical learning space on users in real classrooms. He found that learners' progress was boosted by a projected 1.3 sublevels purely through classroom redesign.

With the work of Terry White, co-author of *Planning Learning Spaces*, this educational benefit is at the heart of our thinking – a Design Framework now available to schools, whatever their size or scale.



“BY RETHINKING THE CLASSROOM SPACE, PUPILS PROGRESSED BY AN AVERAGE 1.3 SUBLEVELS.”

Peter Barrett,
Co-author of Clever Classrooms.



For more information contact Bhavini Pandya and the Planning Learning Spaces Team on projects@planninglearningspaces.com

OUR DESIGN PROCESS IS POSITIVE, PRAGMATIC AND PROVEN

We work in partnership with schools to effectively design and equip their learning spaces.



TRADITIONAL CLASSROOMS NO LONGER MEET THE NEEDS FOR 21ST CENTURY LEARNING

We understand the demands on you and your classroom space. It's time for a rethink. Developed with design experts and school communities, our framework and furniture reflect pupils' different:

- cognitive abilities
- rates of progress
- attentional capacities
- behaviour
- sensory needs
- communication styles
- processing strengths
- emotional needs
- physical capabilities

SEE HOW WE SUPPORTED ONE SCHOOL TO MEET THEIR CHALLENGE

Working through the Design Framework with teaching staff, we collaboratively:

- remodelled an existing new-build classroom to boost independent learning
- created different learning zones using multi-purpose furniture that could later be redeployed
- maximised unused space in a standard sized UK classroom of between 56m² and 63m² on a limited budget

BEFORE



TRUMPINGTON PARK PRIMARY SCHOOL - AFTER



Click here to find out more about our work with Trumpington Park Primary School.

COST-EFFECTIVE FURNITURE CONCEPTS THAT MAKE A DIFFERENCE

- FREEDOM TABLE
- PROJECT TABLE
- COLLABORATION TABLE
- FLIP TABLE -ROUND
- CALLERO CREATIVE HUB
- GRASSY TIERED SEATING
- GRASSY BENCH STORAGE
- MOBILE ACOUSTIC SCREEN
- BODYFURN CHAIR
- ALTERNATIVE SEATING
- CONFIDENCE STAGE
- WRITEABLE WALL PANEL
- CALLERO TRAY STORAGE
- KIT CUPBOARD
- LEARNOMETER



DESIGNING A RICH AND VARIED ENVIRONMENT HELPS LEARNERS TO BE ENGAGED AND EMPOWERED IN ALL ASPECTS OF THEIR LEARNING.

FREEDOM TABLE

“MY LEARNING GROUPS CAN CHANGE QUITE FREQUENTLY. THESE TABLES MAKE NEW CONFIGURATIONS QUICK AND EASY.”

Anna Patuck, Year 4 Teacher.

At last, a table that has it all: lightweight, easily manoeuvrable by pupils and a writable surface that wipes clean with any multi-purpose cleaner and paper towel or cloth.



WHY

Traditional rectangular tables need pupil groups of even numbers to justify their space - they are also big, heavy and less easy for zoning classroom spaces. The Freedom Table switches between an individual workspace to group work in seconds. The writable surface boosts confidence in younger learners and can also spark creativity within different phases of the lesson.

PEDAGOGY

- Make group sizes more flexible with pupils moving tables themselves
- Support individual pupils' concentration or space needs with individual tables placed elsewhere
- Practise assessment skills with tables separated
- Boost creativity and collaboration skills by grouping tables
- Manage behaviour and create learning zones with easy manoeuvrability

TECHNICAL

Material	Steel/Wood
Width	945mm
Depth	562mm
Heights	590mm, 640mm 720mm, 760mm
Weight	9.2kg - 9.8kg
Assembly	Assembled

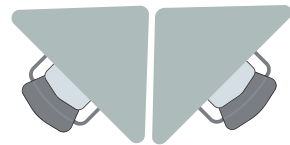
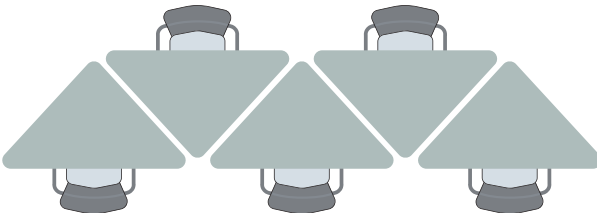
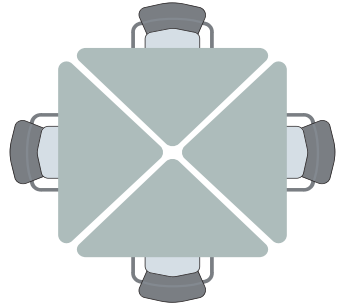



Click here to find out more about how writeable tables benefit learning.

PRIMARY SCHOOLS ARE CHANGING THE WAY CHILDREN LEARN



A RANGE OF CONFIGURATIONS CAN BE MADE TO PROMOTE COLLABORATIVE OR INDEPENDENT LEARNING IN A STANDARD UK SIZE CLASSROOM.



PROJECT TABLE

“SOME PUPILS WORK BETTER STANDING - AND WRITING ON THE SURFACE BOOSTS ENGAGEMENT.”

Claudine Taylor, *Year 5 Teacher*.

The taller project table offers plenty of surface area to work from. The height of the table improves the potential to zone the room in different ways. The writable surface allows learners to jot down notes as they complete projects.



WHY

Sitting for long periods of time can reduce concentration and damage posture. Why not stand to boost focus and engagement? With the project table learners can work together more energetically on a set task, particularly during the planning phase. Pupils who prefer to sit can take assigned tasks forward with concentration.

PEDAGOGY

- Boost collaboration and creativity with pupils writing project ideas on the table surface
- Create a distinct project zone within the classroom

TECHNICAL

Material	Steel/Wood
Width	1350mm
Depth	760mm
Heights	890mm
Weight	26.4kg
Assembly	Rapid assembly

PRIMARY SCHOOLS ARE CHANGING THE WAY CHILDREN LEARN



COLLABORATION TABLE

“THIS TABLE ALLOWS ME TO WORK WITH A GROUP OF STUDENTS MORE EFFECTIVELY BECAUSE OF THE CIRCULAR SHAPE.”

Lisa Parsons, *Year 4 Teacher.*

This larger table is ideal for 4-6 pupils alongside a teacher and shaped perfectly for collaboration. Its write-on surface encourages experimentation and creativity.



WHY

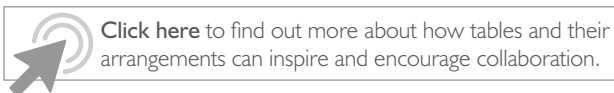
The corners and angles of traditional tables can be inefficient in terms of space. This round table brings pupils closer together. With a large writeable surface, there's no need for extra whiteboards. Pupils can make rough notes on the table-top before completing work in a neat final version. Writing is easily cleaned off with any multi-purpose cleaner and paper towel or a clean cloth.

PEDAGOGY

- Enable different forms of seating for pupils' sensory needs with round table design
- Table creates a more defined learning zone within a space.

TECHNICAL

Material	Steel/Wood
Width	1200mm
Depth	1200mm
Heights	720mm
Weight	45kg
Assembly	Rapid assembly



PRIMARY SCHOOLS ARE CHANGING THE WAY CHILDREN LEARN



CREATE INSPIRING SPACES WHERE STUDENTS CAN COLLABORATE EASILY AND EFFECTIVELY.

FLIP TABLE - ROUND

“ONE MINUTE THE PUPILS ARE COLLABORATING AROUND THE TABLE. THE NEXT MINUTE IT’S A DISPLAY.”

Charlie Ford, Year 4 Teacher.

This unique table is perfect for group working and allows pupils to make notes on the writable surface in a creative way, which can then be flipped into a vertical display to share with other learners.



WHY

Traditional tables have one horizontal function: a surface to write or draw on. This unique table has a dual purpose – it can be easily moved around the learning space for group work and can also be flipped vertically, to maximise space within the learning environment.


PEDAGOGY

- Boost engagement, creativity and risk-taking with the writeable table surface
- The writable surface allows learners to record their ideas on the table top more easily
- Boost pupils' ownership of their groupwork by showcasing to others what they have achieved
- Drives pupils' independence by letting them use the flip-table independently

TECHNICAL

Material	Steel/Wood
Width	1000mm
Depth	1000mm
Heights	770mm
Weight	36.6kg
Assembly	Rapid assembly

PRIMARY SCHOOLS ARE CHANGING THE WAY CHILDREN LEARN



CALLERO CREATIVE HUB

“THIS HUB HAS EMPOWERED MY LEARNERS TO LEAD THEIR OWN LEARNING.”

Mary Jones, Year 6 Teacher.

The Callero Creative Hub gets two display boards quickly and easily to anywhere in the learning space. A variety of Gratrnels trays fit neatly below thanks to the flexible runner system. Standard sized whiteboards are instantly interchangeable by both teachers and pupils – simply lift-up and draw-down to remove.



WHY

Traditional classroom furniture keeps pupils in the same place with resources stored elsewhere. The Creative Hub can move anywhere and makes collaboration easier. It gives students the space and resources to present and share learning ideas with their peers and can be used in small groups, independently or with adult support.

PEDAGOGY

- Boost subject-based learning by storing bespoke resources in the trays underneath the boards
- Enable pupils to relocate within the learning space for less noise and more space away from others

TECHNICAL

Material	Steel
Width	690mm
Depth	430mm
Heights	1430mm
Weight	15kg
Assembly	Rapid assembly

PRIMARY SCHOOLS ARE CHANGING THE WAY CHILDREN LEARN



GRASSY TIERED SEATING

“THIS UNIQUE SEATING ARRANGEMENT OFFERS LEARNERS A DIFFERENT WAY OF GATHERING IN A ZONE AND IN TURN, BOOSTS PUPILS EYE-CONTACT, LISTENING AND ATTENTION SKILLS.”

Gary Spracklen, *Headteacher*.

This tiered seating is superbly versatile. The sections can be separated to create extra benching and tray storage.



WHY

With increased need for differentiation, it no longer makes sense to have all pupils on the same furniture and at the same level. With tiered seating pupils can sit at different heights to work collaboratively or independently according to the task. The artificial grass on the top offers students a more sensory surface to sit on which can also be cleaned easily to maintain hygiene levels in the learning environment.

PEDAGOGY

- Enhance eye contact with pupils sitting in tiers facing the adult
- Boost pupils' confidence in oracy and presentation skills
- Create a unique zone within the classroom environment
- Enable younger pupils to step up to the board if the unit is positioned in front

TECHNICAL

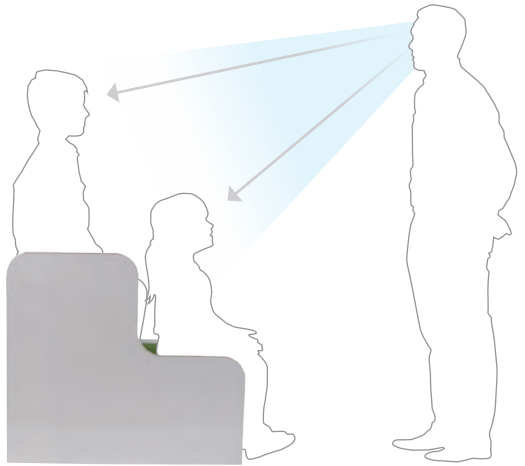
Material	Wood/Artificial Grass
Width	1490mm
Depth	928mm
Heights	860mm
Weight	90kg
Assembly	Assembled



DESIGNED BY GARY SPRACKLEN, HEAD TEACHER OF THE PRINCE OF WALES SCHOOL, DORSET.



PRIMARY SCHOOLS ARE CHANGING THE WAY CHILDREN LEARN



GRASSY BENCH STORAGE

YET ANOTHER SEATING OPTION - THIS TIME AS SINGULAR BENCHES

Bring something from the outside in. These unique grass benches enhance any classroom with an outdoor learning feel. The benches are available in three and four section options.



WHY

Standard learning spaces are mostly flat and hard surfaced. Need a different space to sit and learn away from a table? Use the grass bench tray storage units to create a quiet reflective area or a reading nook. The jumbo tray storage options underneath have plenty of space for extra resources and books making sure they won't get damaged.

PEDAGOGY

- Support pupils' sensory and emotional needs with a soft, textured surface
- Create smaller and more defined learning zones to enable reflection or quiet reading away from other activities
- Reduce reverberation and auditory overload with softer surfaces

TECHNICAL

Material	Wood/Artificial Grass
Width	1130mm / 1490mm
Depth	464mm
Heights	456mm
Weight	40kg / 50kg
Assembly	Assembled



Click here to hear many different ways the Grassy Bench Storage can be used in the learning environment.

PRIMARY SCHOOLS ARE CHANGING THE WAY CHILDREN LEARN



MOBILE ACOUSTIC SCREEN

“QUICKLY RE-DEFINE A SPACE. CREATE QUIETER AND MORE FOCUSED AREAS.”

James Clark, *Year 4 Teacher.*



WHY

A single space in class no longer fits all pupils' needs. This mobile T-shaped screen is highly flexible to meet a wide variety of different teaching and learning needs. The end panel has been designed with a writable surface for learners.


PEDAGOGY

- Soundproof a learning zone for pupils with auditory processing difficulties
- Create a calm, uncluttered space for pupils with communication or concentration needs
- Create a mini learning hub to boost group collaboration

TECHNICAL

Material	Wood
Width	920mm
Depth	1510mm
Heights	1285mm
Weight	75kg approx.
Assembly	Assembled

PRIMARY SCHOOLS ARE CHANGING THE WAY CHILDREN LEARN



BODYFURN CHAIR

“THE CHILDREN ARE MUCH MORE SETTLED,
MORE FOCUSED AND ON TASK FOR LONGER.”

Martin Genet, *Principal.*

This uniquely flexible chair puts an end to chair rocking and poor posture. It enables pupils to move in an ergonomically controlled way and boosts concentration, engagement and positioning for handwriting.



WHY

Traditional hard seating was not developed with ergonomics – or attentional challenges – in mind. Bodyfurn Chair is one of the most researched and tested chairs anywhere in the world. It has two unique flexible parts in the seat and back to enable safe, small movements. One University study showed the chair stopped pupils rocking back and forth completely.

PEDAGOGY

- Reduce off-task activities by as much as 80%
- Boost pupils' sense of stability and sensory feedback
- Ensure correct positioning for handwriting
- Improve comfort and enhance concentration

TECHNICAL

Material Steel/Polypropylene

Heights 360mm, 410mm, 460mm, 510mm

Assembly Assembled

Contact us for full specifications

furnware
create the space to learn and grow

OVER HALF A MILLION
SOLD WORLDWIDE!



LEAN FORWARD

Pressure on legs +
hunched back



SOLUTION

Seat tips up relieving pressure +
encourages better posture



LEAN BACK

Pressure on seat +
potentially dangerous



SOLUTION

Seat and back pivot +
stresses relieved (and safe)




ALTERNATIVE SEATING

“DIFFERENT PUPILS NEED DIFFERENT SEATING. WITH THE RIGHT OPTION, BEHAVIOUR AND ATTENTION ARE BOOSTED ALMOST IMMEDIATELY.”

Anna Norman, *Year 4 Teacher*.

Beanbags and textured cubes can be used in a range of different learning zones and are designed to be easily moved by the learners themselves.



WHY

Soft seating options are a versatile addition to the learning space – for any age group. It is easy to create break-out zones where learners can sit and reflect or, alternatively, work collaboratively in a relaxed setting.

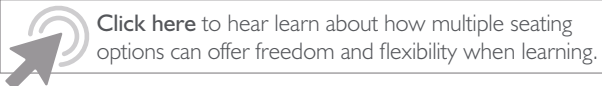
PEDAGOGY

- Support pupils' sensory needs and boost regulation with soft seating
- Improve concentration and engagement with greater comfort

TECHNICAL

Material Showerproof fabric. Flame retardant fabric to ignition source 5. Certified to BS 5852 part 2.

Contact us for more information regarding dimensions depending on product choice.



PRIMARY SCHOOLS ARE CHANGING THE WAY CHILDREN LEARN



CONFIDENCE STAGE

“IT IS AMAZING WHAT A MINI PIECE OF STAGING CAN DO TO PROMOTE SELF-CONFIDENCE. MY CHILDREN HAVE STEPPED UP, IN ALL SENSES.”

Alsam Borro, *Year 3 Teacher.*

A high-quality modular staging system for any learning space - light, robust, well-finished and exceptionally easy to assemble.



WHY

Why restrict performance to the hall when it could transform learning in any space? Clever engineering gives you a sturdy stage system so simple to assemble that almost any child can do it. If you need to make the most of your existing space, pack it away and bring it out for specific events or projects.

PEDAGOGY

- Develop oracy and learners' confidence by allowing them to have opportunities to get on stage before a big event
- Develop solo or small group performances or presentations
- Boost self-esteem using the stage for celebrations.

TECHNICAL

Material Steel/Wood

Dimensions Model dependent

Weight Model dependent

Assembly Rapid assembly

PRIMARY SCHOOLS ARE CHANGING THE WAY CHILDREN LEARN

PLATFORM



MINI-STAGE



PODIUM



WRITABLE WALL PANEL

“A DEDICATED WALL AREA FOR LEARNERS TO WORK TOGETHER AND SHARE IDEAS.”

Henry Bardon, *Year 6 Teacher*.

These slimline writable wall panels can stick anywhere within your learning environment. The self-adhesive surface is magnetic and guaranteed to be non-ghosting.



WHY

Most learning spaces tend to be limited to one or two whiteboards. Writable walls extend your wall space for modelling work or mapping out concepts. They are excellent presentation tools that can be used by learners in small groups, promoting pupil collaboration.

PEDAGOGY

- Help dyslexic and other pupils with SEND using the extra space to model mindmapping and other alternative recording formats
- Promote pupil independence giving pupils a defined workspace

TECHNICAL

Material	Coated rubber and recycled iron powder. Contact adhesive backing.
Width	1270mm
Height	2000mm

PRIMARY SCHOOLS ARE CHANGING THE WAY CHILDREN LEARN



CALLERO TRAY STORAGE

“RESOURCES RIGHT WHERE I NEED THEM, WHEN I NEED THEM
- NOT STUCK AT THE SIDE IN HEAVY WOODEN FURNITURE.”

Michael Williams, *Headteacher.*

Double column trolleys come with four different tray sizes/depths and multiple colour options. Available as a treble column trolley with taller Callero Custom units for high density storage.



WHY

Equipment stuck in heavy wooden units at the side of the room reduces learning time. The answer? A really light-weight tray trolley system that can be moved between desks with one hand. Handles are high enough so there is no bending down. No sharp edges or angles for extra safety in the centre of a class. With Graternells storage trays, dividers and lids, this is the quickest and fastest way to get resources to point-of-use.

PEDAGOGY

- Get pupils started on work faster with swift access to resources
- Maximise teaching assistants' time for working with pupils rather than moving resources
- Ensure personalised resources are ready for specific pupils by setting up trays in advance of the lesson
- Display beneficial books or learning resources on top of the unit

TECHNICAL

Material	Steel
Width	690mm
Depth	430mm
Height	1065mm
Weight	15kg
Castors	75mm
Assembly	Rapid assembly



Click here to hear more about how flexible storage trolleys encourage independent learning.

PRIMARY SCHOOLS ARE CHANGING THE WAY CHILDREN LEARN



KIT CUPBOARD

“PUPILS CAN ACCESS THEIR BELONGINGS MORE EASILY WHICH ENCOURAGES RESPONSIBILITY.”

Emily Oppenheim, *Year 3 Teacher.*

Jumbo tray storage gives learners more space to access their belongings whenever they are needed – and reduces time looking for lost property. Place it in the corridor to free up more internal space for learning.



WHY

Traditional pegs and changing room spaces are often chaotic with insufficient access for pupils to manage their belongings. Spacious rigid containers enable pupils to dip in and out without fiddling with sections of bags or getting past coats on pegs. The kit cupboard encourages learners to take responsibility for their own belongings.

PEDAGOGY

- Reduce transition time between lessons and lesson activities so maximise learning time
- Retain more classroom time with reduced lost property

TECHNICAL

Material	Wood
Width	690mm
Depth	460mm
Height	1100mm
Colour	Grey
Assembly	Assembled

PRIMARY SCHOOLS ARE CHANGING THE WAY CHILDREN LEARN



LEARNOMETER

The Learnometer monitors optimal conditions for learning – and COVID-safety

The Learnometer device measures light, sound, carbon dioxide, fine dust particles and humidity in school environments to monitor the best conditions for learning, as well as COVID protection.

Developed by Professor Stephen Heppell and his research team, the Learnometer tracks up to 50 different Volatile Organic Compounds – a large group of chemicals found in indoor environments that are damaging to cognitive processes.



WHY

Too cold is bad for COVID, too warm is bad for learning – our need for regulating temperature and other environmental aspects of our school spaces has never been greater.

The problem worsens in winter: cold, dry air comes indoors and is warmed, causing indoor humidity to drop and making it easier for airborne viral particles to travel. And research has found that these tiny particles can also be detrimental to learning.

PEDAGOGY

- Enable learners to become involved in improving their learning environment
- Make pupils aware of how different environmental factors affect concentration and engagement
- Boost resilience by showing pupils steps they can take to become more COVID-safe

TECHNICAL

Material Plastic/Electrical

Width 100mm

Depth 100mm

Height 38mm

Weight 0.5kg

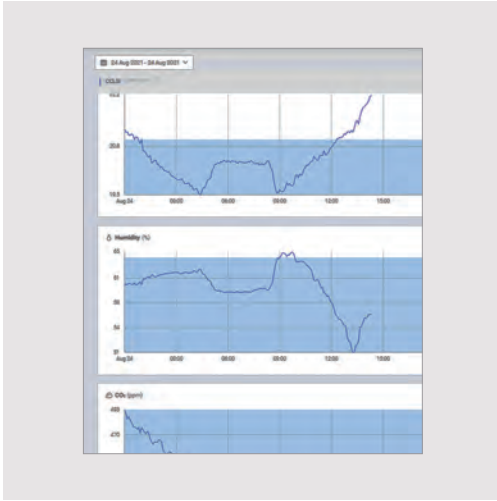
Assembly n/a

Requires smartphone set-up


Annual licence required. First year free.

PRIMARY SCHOOLS ARE CHANGING THE WAY CHILDREN LEARN

TIME TRACKING



DASHBOARD PC SUMMARY



PRIMARY SCHOOLS ARE CHANGING THE WAY CHILDREN LEARN

MAKE YOUR VISION A REALITY



MAKE EXISTING SPACES MORE SUCCESSFUL FOR LEARNERS

On larger projects we can provide photo realistic images to help you visualise your space and give you peace of mind.



Click [here](#) to learn about how the PLS in Practice process has impacted the children's learning at Trumpington Park Primary School.



EASY TRANSFORMATION THROUGH A STRUCTURED FRAMEWORK

The relationship between pedagogy and space is critical. It is not about making schools look good – it is the link between curriculum and design. We are here to guide you through the transformation of your learning spaces, whatever the size of your project.

NEXT STEPS

- 1 Visit www.planninglearningspaces.com
- 2 Watch our introduction video about the PLS in Practice process
- 3 Discuss our process with your colleagues
- 4 For more information contact the Planning Learning Spaces Team
- 5 Work with us to transform your space



Contact
Bhavini Pandya –
Team Co-Director
projects@planninglearningspaces.com

“OUR DESIGN FRAMEWORK IS A STEP-BY-STEP STRUCTURE TO FIT YOUR TIME AND BUDGET. IT BUILDS CONSENSUS AMONG TEACHING STAFF AND THE WIDER SCHOOL COMMUNITY TO SUPPORT SUSTAINED CHANGE.”

Murray Hudson, *Founder of the Gratnells Learning Rooms project.*



Click here to hear to hear one teacher's personal reflection on the PLS in Practice process.

Visit www.gratnellslearningrooms.com to find out more about our process.

PRIMARY SCHOOLS ARE CHANGING THE WAY CHILDREN LEARN



Many thanks to artist Heloise Toop from The Cambridge University Botanic Garden for her inspiration and Botanicow.



Gratnells Learning Rooms would like to thank the teachers, staff and students at Trumpington Park Primary School for the invaluable feedback provided about the Design Framework and the furniture we used. Gratnells Learning Rooms is a proud supporter of The Cambridge Centre for Learning Spaces Innovation. All furniture products are built and manufactured in the UK and come with a five year guarantee.

learn:ture We would also like to thank Learniture for the support.

Cambridge Centre for Learning Spaces Innovation.
www.cclsi.com



If you would like to find out more about our framework or how our products can benefit your space, please contact projects@planninglearningspaces.com

If you would like to place an order for any of the products in this brochure, please contact customerservice@gratnells.co.uk or order direct from our website www.gratnellslearningrooms.com

